

FIRE FIGHTER'S SAFETY GUIDE

2023



A MESSAGE FROM STATE FIRE COUNCIL



Aloha,

We hope the activities in this 38th edition of the Fire Fighter's Safety Guide make learning about fire safety fun!

The Hawai'i State Fire Council encourages Hawai'i residents to embrace the National Fire Protection Association's (NFPA) 2023 Fire Prevention Week theme, "Cooking safety starts with YOU. Pay attention to fire prevention™." According to the NFPA, cooking is the leading cause of home fires and home fire injuries in the United States. Unattended cooking is the leading cause of cooking fires and deaths.

As a family, practice fire safety every day. Simple daily habits can make a big difference in preventing or surviving an emergency. Here are our top three tips for home:

1. Stay alert while cooking, and have a lid nearby. Keep things that can catch fire away from heat sources. Keep children and pets three feet away from the cooking area.
2. Working smoke alarms save lives. Properly install and maintain your smoke alarms. Test all of them once a month to ensure they work.
3. Plan and practice two ways out of the home. Ensure your escape plan includes those with limited mobility and pets. Designate an outside meeting place that is a safe distance away from your home.

For more activities and resources, we encourage you to explore online at sparky.org and nfpa.org.

Mahalo for your participation.



KAZUO S.K.L. TODD
Chair
Fire Chief
Hawai'i Fire Department



SHELDON K. HAO
Vice Chair
Fire Chief
Honolulu Fire Department




BRADFORD VENTURA
Fire Chief
Department of Fire and
Public Safety
County of Maui



MICHAEL GIBSON
Fire Chief
Kaua'i Fire Department



MARTINEZ JACOBS
Airports Fire Chief
State of Hawai'i Airports
Division
Department of Transportation



MICHAEL WALKER
State Fire Protection Forester
Division of Forestry and Wildlife
Department of Land and
Natural Resources

Cooking safety starts with YOU.



**FIRE
PREVENTION
WEEK™**

Pay attention to fire prevention.™

©2023 National Fire Protection Association | Sparky® is a trademark of NFPA



Her Nose Knows

Meet Eve, a member of the Honolulu Fire Department's K-9 unit. She is a four-year old Labrador Retriever. Her job is to go to the scene of a fire and detect if there are any ignitable liquids.

Ignitable liquids, such as gasoline, may have been used to intentionally start a fire. Even in a large building, Eve can smell the smallest drop of up to 200 different kinds of fuel!

Eve's Faves



- ♥ Favorite treat: Greenies
- ♥ Favorite toy: Stuffed animals
- ♥ Favorite way to relax: Sunbathing
- ♥ Favorite pastime: Sniffing EVERYTHING

DID YOU KNOW?

A dog's sense of smell is up to **100,000** times better than ours!



K-9 Search



Eve uses her nose, but you can use your eyes. How many cans of gasoline can you find?



There are eight cans of gasoline.

SMOKE ALARMS

Hello, we are 4-LRM safety bots, the experts on smoke alarm maintenance. **Smoke alarms save lives!** If there is a fire in your home, smoke will spread. Working smoke alarms alert you and give you time to get out.

Keep your smoke alarms clean. Dirt and debris prevent smoke alarms from working properly. Dust or vacuum smoke alarms carefully to keep them ready to sound!

Smoke alarms should be tested every month. Press the test button on each smoke alarm.

If your smoke alarm is ten years old, it is time to replace the smoke alarm!

Change the batteries once a year or when you hear a “chirping” sound.

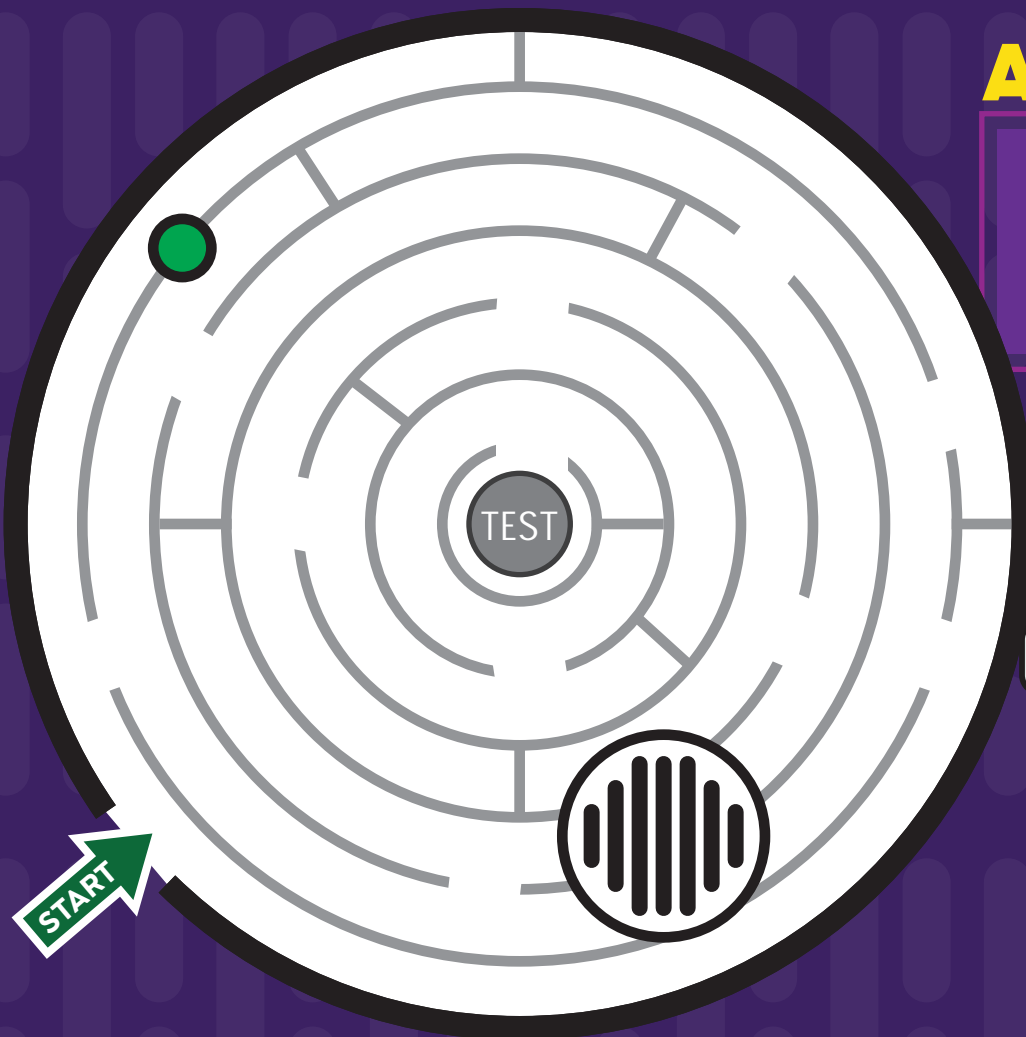
Smoke alarms should be installed:

- ◆ In every bedroom.
- ◆ Outside each sleeping area.
- ◆ On each level of the home.



A MAZE-ING

Help Maliu complete the maze and reach the **TEST** button in the middle of the smoke alarm.



TEST YOUR KNOWLEDGE

Use what you learned to complete the sentences below. Write your answers in the boxes. Unscramble the letters in the yellow boxes to spell out the secret word.

Test your smoke alarms once a _____.

			3	
--	--	--	---	--

Install smoke alarms in every _____.

1			6			
---	--	--	---	--	--	--

Replace your smoke alarm if it's ___ years old.

4	5	
---	---	--

4-LRM is a _____ bot.

	2				7
--	---	--	--	--	---

SECRET WORD

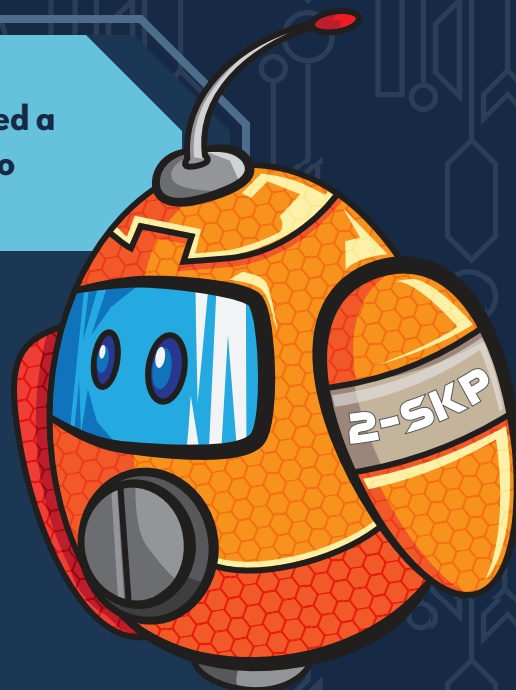
1	2	3	4	5	6	7
---	---	---	---	---	---	---

ANSWERS: MONTH; BEDROOM; TEN; SAFETY; BATTERY

HOME FIRE ESCAPE PLAN


Hello, I am 2-SKP, your escape planning safety bot. Have everyone in your home make a plan together. I have created a sample escape plan below. Use the grid on the next page to create your own.

- » Walk through your home and inspect all possible exits and escape routes.
- » Visit each room. Find two ways out.
- » Practice escaping with adults through a window instead of the door.
- » If you are in a building or live in a condominium or apartment, always take the stairs in an emergency.
- » Decide on a safe meeting place, and practice your escape plan with your family so that everyone knows what to do in case of a fire!





Use the grid below to draw a map of your home showing all doors and windows. Draw your family's safe meeting place on your map. Draw two ways out from every room!



NEVER PLAY WITH FIRE



If you find matches, lighters, candles, or other items that can start a fire, tell an adult. Do not pick it up yourself! It is important to stay away from hot things. Things that get hot can cause serious burns. Don't touch them. If you are unsure if something is hot, stay away and check with an adult.



Complete the crossword puzzle below. The list includes things that are **HOT** and things that are not.

ACROSS (Things that are HOT)

3. Made of small wooden sticks or stiff paper. Strike them to start a fire.
8. Made of wax. Used on birthday cakes.
9. You can heat up a pot of food on this.
11. Heat this up to press wrinkles out of clothes.
12. Put food in this for baking.
13. Children should **NEVER** play with this.
14. Black pieces of charred wood used in a grill.


DOWN (Things that are not)

1. Popular type of musubi.
2. Writes with ink.
4. Stuffed animal you sleep with.
5. Use this to put out a fire.
6. Frozen water.
7. Use this to shoot a free throw.
10. Rest your head on this when you sleep.



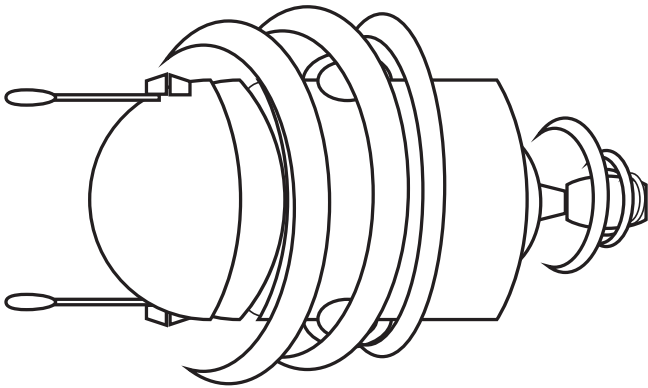
LEARN NOT TO BURN

Always stay away from open flames. If your clothes catch on fire, you must **STOP, DROP, COVER,** and **ROLL.** Cut out and color the cards below. Put the cards in the correct order and practice what you see on the cards so you know what to do!



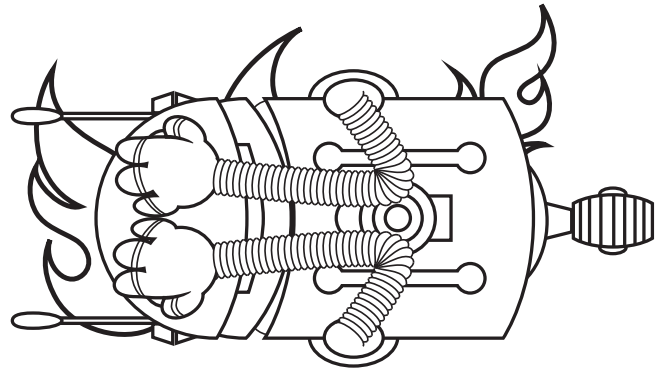
ROLL

Roll over and over and back and forth to put the fire out.



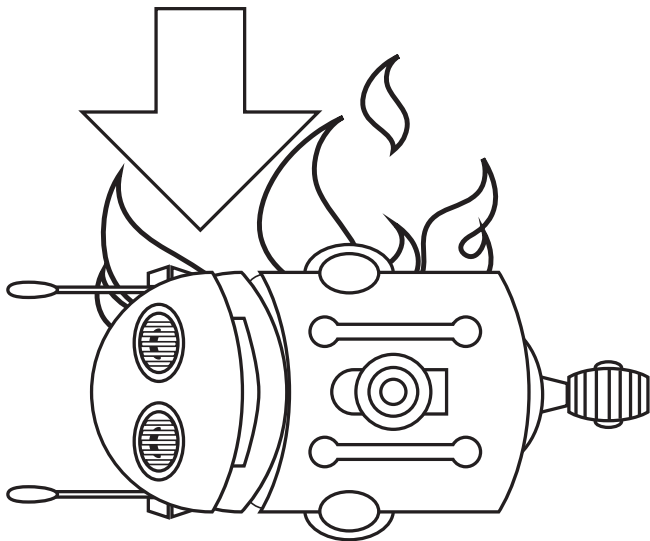
COVER

Cover your face with your hands.




DROP


Drop to the ground.



STOP

Stop what you are doing.





HIKING SAFETY


- » Never hike alone. Make sure someone knows your plans and what time you expect to return.
- » Stay together and on the trail.
- » Watch the weather. If the weather looks bad, stay at home!
- » Watch the time. Make sure you can return home before it gets dark.

The pictures below show what you should carry in your hiking kit. Can you spot 10 differences between the two pictures?



OCEAN SAFETY


- » Swim near a lifeguard.
- » Observe all posted beach warning signs.
- » Swim with a buddy.
- » Swim during daylight hours.
- » Use caution when using flotation devices in the water. Ocean currents and winds can quickly carry inner tubes, pool rafts, floaties, and other inflatable devices away from shore and take you along with them.



DON'T STALL, CALL 911

Call 911 when there is an emergency. Once the dispatcher is on the line, speak clearly and give the following information:

- ☐ The type of emergency
- ☐ Name
- ☐ Location
- ☐ The telephone number you are calling from



911 WORD SEARCH

Below are some examples of when you should call 911. Find the words in **BOLD** in the Word Search below.

- » You see an **ACCIDENT**.
- » Someone in your **FAMILY** is sick or not waking up.
- » There is a **FIRE**.
- » You or someone around you is **INJURED**.
- » You are **LOST**.
- » You need help from the **POLICE** or an ambulance.
- » There is a **STRANGER** following you.

REMEMBER:

Even if you don't know the passcode to unlock a cellphone, you can push the "**Emergency**" button to unlock it and call 911!


D	W	G	A	K	F	I	R	E	A	E	P
T	Y	Z	Y	E	G	L	Z	L	V	V	O
M	W	P	S	T	R	A	N	G	E	R	L
L	D	I	A	C	C	I	D	E	N	T	I
D	J	Q	F	A	M	I	L	Y	F	C	C
T	O	I	S	X	L	O	S	T	J	R	E
C	U	E	I	N	J	U	R	E	D	Z	F
W	J	F	G	B	Z	D	J	F	F	H	T

WORD LIST:

ACCIDENT
FAMILY
FIRE
INJURED
LOST
POLICE
STRANGER

PEDESTRIAN SAFETY

- » Cross only at corners or marked crosswalks.
- » Look all ways -- left, right, left again, and over your shoulder before you step into the street.
- » Walk. Don't run.



Do you know what to do at the crosswalk? Write the number in the circle to match the instructions on the left to the correct symbol on the right.

STEADY HAND

DON'T WALK. Remain at the curb when this signal appears. Push the pedestrian button and wait for the walk signal.

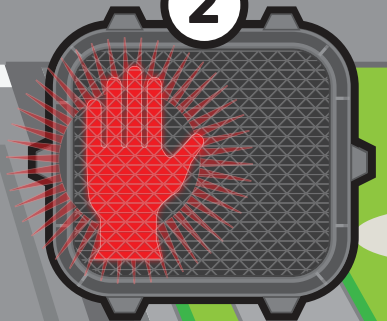
1



FLASHING HAND WITH NUMBER

Don't start crossing if this signal appears. **Finish crossing within the time allowed.**

2



STEADY PERSON

WALK. Start crossing when this signal appears. This is the **ONLY** time you may enter the crosswalk.

3



FLASHING HAND

Don't start crossing if this signal appears. Finish crossing if it appears and you are already in the crosswalk.

4




ANSWERS: 1. STEADY PERSON; 2. FLASHING HAND WITH NUMBER; 3. FLASHING HAND; 4. STEADY HAND

Cooking Safety



- » Stay three feet away from a stove or oven to prevent yourself from getting burned or hurt.
- » Always use oven mitts when handling hot objects.
- » If you use a toaster or microwave oven, make sure an adult is there to closely supervise you.
- » Propane and charcoal BBQ grills should only be used outdoors.

Eve's Pet Safety Tips



- » Pets are curious. They may bump into, turn on, or knock over cooking equipment. Keep pets away from stoves and countertops.
- » Some pets are chewers. Watch pets to make sure they don't chew through electrical cords.
- » Make sure pets are included in your family's disaster evacuation plan. Build an evacuation kit for each pet in your household.